



Overall Waste Generation Report
 Hospital-St. Johns Memorial College Hospital Period: 01-06-2019 : 30-06-2019

Sl No.	Date	Yellow Bags		Red Bags		Blue Mark Box		Whites		Cytotoxic Bags		Total	
		Count	Weight	Count	Weight	Count	Weight	Count	Weight	Count	Weight	Count	Weight
1	01 Jun 2019	116	433.50	121	543.40	23	124.25	8	33.40	0	0	0	269
2	02 Jun 2019	73	261.25	68	329.80	5	16.40	0	0	1	1.20	1	149
3	03 Jun 2019	92	373.85	100	436.30	24	116.30	15	34.45	4	12.15	4	238
4	04 Jun 2019	114	439.20	107	502.90	11	78.90	9	55.85	3	7.10	3	245
5	05 Jun 2019	85	344.30	85	393.15	10	65.70	2	11.60	1	5.45	1	185
6	06 Jun 2019	107	430.20	110	449.80	26	143.10	16	65.85	1	3.10	1	260
7	07 Jun 2019	114	509.60	103	526.10	12	55.35	12	37.95	2	5.40	2	244
8	08 Jun 2019	132	536.20	111	529.85	24	156.10	12	64.20	2	6.75	2	281
9	09 Jun 2019	56	255.30	66	371.20	6	36.45	1	1.75	0	0	0	129
10	10 Jun 2019	121	471.55	112	507.35	24	131.60	12	49.55	1	0.55	1	270
11	11 Jun 2019	109	415.80	106	523.65	16	83.10	14	40.30	1	4.80	1	246
12	12 Jun 2019	138	572.45	118	524.80	22	124.40	26	105.50	0	0	0	310
13	13 Jun 2019	129	525.30	109	480.35	10	57.15	1	2.85	2	5.70	2	251
14	14 Jun 2019	132	509.40	103	458.10	32	168.80	3	22.50	2	7	2	272
15	15 Jun 2019	127	494.60	103	474.50	12	77.65	7	33.90	4	5.80	4	253
16	16 Jun 2019	69	276.40	55	288.55	8	28.35	0	0	0	0	0	132
17	17 Jun 2019	112	455.20	93	492.30	27	155.55	23	95.10	5	14.50	5	261
18	18 Jun 2019	92	464	87	521.90	12	79.60	12	65.80	2	6.75	2	206
19	19 Jun 2019	121	427.25	115	530.55	17	90.05	5	16.05	4	6.45	4	263
20	20 Jun 2019	115	442.20	107	552.25	15	72.30	6	27.25	2	4.90	2	245
21	21 Jun 2019	122	459.05	111	527.45	16	94.30	10	43	2	10.20	2	261
22	22 Jun 2019	129	534.50	87	483.30	23	139.85	22	83.85	3	7.65	3	265
23	23 Jun 2019	76	298.05	64	339.30	5	17.20	0	0	0	0	0	145
24	24 Jun 2019	109	431.50	101	464.90	20	88.40	16	63	3	4.95	3	250
25	25 Jun 2019	95	381.10	96	449.10	19	134.95	36	108.20	2	14.90	2	249
26	26 Jun 2019	133	481.30	119	615.75	19	96.65	5	42.60	3	8.10	3	280
27	27 Jun 2019	109	473.85	122	523.15	11	60.20	6	33.50	4	16.45	4	252
28	28 Jun 2019	119	477.85	108	567.35	20	116.15	13	65.15	3	17.75	3	263
29	29 Jun 2019	145	524.45	118	571.60	14	102.85	5	23.90	3	9.90	3	285
30	30 Jun 2019	93	431.30	70	378.15	5	76.60	0	0	1	1.50	1	169
Total		3284	13130.5	2975	14356.85	488	2788.25	297	1227.05	61	189	7128	31775.9

Mr. Sathish Paul
 Site in charge


Sr Irene Menzies
 House Keeping Incharge


Overall Waste Generation Report


Hospital-St. John's Medical College Hospital Period: 01-07-2019 : 31-07-2019

Sl No.	Date	Yellow Bags		Red Bags		Blue Mark Box		Whites		Cytotoxic Bags		Total	
		Count	Weight	Count	Weight	Count	Weight	Count	Weight	Count	Weight	Count	Weight
1	01 Jul 2019	107	473	90	475.30	16	91.40	19	83.90	0	0	239	1142.55
2	02 Jul 2019	125	527.45	118	556.70	20	93.95	5	14.30	4	12.50	273	1211.20
3	03 Jul 2019	119	546.05	118	578.50	19	124.35	22	108.20	2	6.20	281	1366.35
4	04 Jul 2019	155	607.10	119	603.85	34	166.30	27	111.50	2	3.65	340	1505.35
5	05 Jul 2019	114	439.20	107	502.90	11	79	9	56	3	7	245	1088.45
6	06-Jul-19	129	529.30	109	480.35	10	57.15	1	2.85	2	5.70	251	1071.35
7	07-Jul-19	76	298.05	64	339.30	5	17.20	0	0.00	0	0.00	145	654.55
8	08-Jul-19	127	498.60	103	474.50	12	77.65	7	33.90	4	5.80	253	1086.45
9	09-Jul-19	109	431.50	101	464.90	20	88.40	16	63.00	3	4.95	250	1056.45
10	10-Jul-19	119	477.85	108	567.35	20	116.15	13	65.15	3	17.75	263	1244.25
11	11-Jul-19	145	524.45	118	571.60	14	102.85	5	23.90	3	9.90	285	1234.70
12	12-Jul-19	133	481.30	119	615.75	19	96.65	5	42.60	3	8.10	280	1248.95
13	13 Jul 2019	114	439.20	107	503	11	79	9	56	3	7	245	1080.45
14	14-Jul-19	73	261.25	68	329.80	5	16.40	0	0.00	1	1.20	149	613.50
15	15 Jul 2019	103	384.55	99	441.30	12	102.30	6	17.25	4	13.35	225	963.60
16	16 Jul 2019	88	471.90	96	582.50	7	82.35	15	43	1	4.60	214	1201.50
17	17 Jul 2019	122	492.65	109	531.30	20	108.30	12	53.70	4	13.55	267	1199.50
18	18 Jul 2019	124	446.60	115	521.75	13	77.55	12	56.90	3	4.95	267	1107.75
19	19 Jul 2019	118	573.85	115	679.10	14	105.55	9	43.70	2	9.70	259	1414.70
20	20 Jul 2019	112	445	129	594.95	21	175.85	7	34.90	3	7.50	273	1261.45
21	21 Jul 2019	62	319.05	72	373.85	2	6.20	1	4.40	0	0	137	703.50
22	22 Jul 2019	105	479.90	97	530.90	22	114.80	26	77.40	6	22.35	261	1232.90
23	23 Jul 2019	102	563	116	610.70	10	51.50	9	67	2	11.15	240	1312.35
24	24 Jul 2019	104	518.95	104	624.15	11	69.50	6	22.55	5	11.40	232	1256.15
25	25 Jul 2019	130	548.60	128	649.30	16	129.85	15	73.65	0	0	291	1407.45
26	26 Jul 2019	110	462.45	115	537.50	21	112.90	6	28.05	3	8.85	256	1152.90
27	27-Jul-19	122	492.65	109	531.75	20	108.30	12	53.70	4	13.55	267	1107.75
28	28-Jul	77	293.60	73	343.40	0	0.00	0	0.00	0	0.00	150	637.00
29	29 Jul 2019	127	577.45	122	555.50	22	144.15	7	34.90	8	30.40	286	1342.40
30	30 Jul 2019	117	492.20	115	588.75	11	89.80	14	45.70	2	5.90	267	1244.25
31	31 Jul 2019	140	565.10	130	599.05	26	165.10	8	27.30	1	3.05	306	1366.85
	Total	3500	14628.5	3286	16317.1	461	2828.25	291	1336.65	81	250.25	7668	35415.45

Sathish paul
site Incharge



Sr. Irene Meneses
House Keeping Incharge



Overall Waste Generation Report

Hospital-St. Johns Memorial College Hospital Period: 01-08-2019 : 31/08/2019

SI No.	Date	Yellow Bags		Red Bags		Blue Mark Box		Whites		Cytotoxic Bags		Total	
		Count	Weight	Count	Weight	Count	Weight	Count	Weight	Count	Weight	Count	Weight
1	01 Aug 2019	107	502.90	121	630.25	12	74.40	9	39.10	1	4.90	251	1255.15
2	02 Aug 2019	123	566.50	124	629.30	11	112.75	9	48.05	2	3	271	1366.40
3	03 Aug 2019	97	509.80	112	571.20	20	147.75	10	47.65	1	4.40	241	1283
4	04 Aug 2019	63	385.05	63	421.20	0	0	0	0	0	0	126	806.25
5	05 Aug 2019	108	421.70	116	455	24	168.55	20	25.40	3	12.45	287	1099.35
6	06 Aug 2019	110	509.15	119	648.60	13	113.40	11	106.75	1	2	255	1389.80
7	07 Aug 2019	138	571.05	131	610.95	4	61.65	1	3.60	1	2.95	275	1250.20
8	08 Aug 2019	99	512.65	107	545.45	7	48.25	3	34.20	2	3.05	218	1143.60
9	09 Aug 2019	138	558.95	119	590.10	12	75.05	10	62.45	0	0	279	1286.55
10	10 Aug 2019	97	455.20	93	546.10	11	64.85	5	16.90	3	4.15	211	1091.25
11	11 Aug 2019	50	383.20	60	437.75	4	49.65	4	18.50	0	0	118	889.10
12	12 Aug 2019	149	551.90	121	466.40	23	165.40	25	73.45	8	22.70	335	1295.40
13	13 Aug 2019	118	517.15	110	575	6	46.30	21	59.35	0	0	266	1231.35
14	14 Aug 2019	93	491	100	531	11	76.40	5	38.60	2	6.35	211	1143.35
15	15 Aug 2019	51	324.35	56	369.40	0	0	0	0	0	0	107	693.75
16	16 Aug 2019	103	542.65	101	525.25	9	123.85	6	39.40	3	10.65	223	1246.80
17	17 Aug 2019	106	470.35	104	574.05	15	106.45	10	44.30	0	0	235	1195.15
18	18 Aug 2019	33	313.15	38	365.60	0	0	0	0	0	0	71	678.75
19	19 Aug 2019	100	513.50	112	541	12	104.30	12	69.25	4	10.90	246	1291.15
20	20 Aug 2019	130	439.85	128	607.85	11	72.55	23	108.80	3	4.90	297	1242.20
21	21 Aug 2019	156	606.40	141	647.55	12	98.60	11	70.40	6	17.35	326	1440.30
22	22 Aug 2019	124	518.05	125	597	20	117.80	10	42.50	4	8.55	283	1283.90
23	23 Aug 2019	107	566.20	104	636.70	11	88.20	13	65.80	0	0	241	1387.50
24	24 Aug 2019	106	508.35	108	593.75	17	141.75	9	45.90	2	3.25	242	1293
25	25 Aug 2019	39	267.10	47	311.45	0	0	2	4.45	0	0	88	583
26	26 Aug 2019	94	551.75	100	570.70	11	90.45	19	87.25	0	0	231	1319.55
27	27 Aug 2019	85	452.30	82	503.15	10	69.35	4	24.15	2	8.80	183	1057.75
28	28 Aug 2019	81	352.30	78	411.65	8	83.45	14	109	2	5.35	184	967.65
29	29 Aug 2019	136	599.55	115	599.70	18	123.05	25	127.50	0	0	294	1449.80
30	30 Aug 2019	117	587.60	102	574.95	12	79.20	2	4.35	2	4.20	236	1252.10
31	31 Aug 2019	52	427.20	52	552.30	4	41.50	4	19.85	0	0	112	1040.85
Total		3110	14976.85	3089	16640.35	328	2544.9	297	1436.9	52	189.9	6943	35953.95

Mr. Sathish Paul
Site Incharge

[Signature]
31/8/19

[Signature]
Sri Irene Meneses
House keeping incharge

Overall Waste Generation Report
 Hospital-St. Johns Memorial College Hospital
 Period: 01-09-2019 : 30-09-2019

Sl No.	Date	Yellow Bags		Red Bags		Blue Mark Box		Whites		Cytotoxic Bags		Total	
		Count	Weight	Count	Weight	Count	Weight	Count	Weight	Count	Weight	Count	Weight
1	01 Sep 2019	28	440	26	423.90	1	26.55	0	0	0	0	55	890.45
2	02 Sep 2019	27	318	28	326.25	5	58.50	1	17.65	0	0	62	729.40
3	03 Sep 2019	69	702	58	569.60	8	93.10	8	43.15	0	0	145	1417.95
4	04 Sep 2019	58	583.05	54	612.90	13	164.75	5	60.10	0	0	130	1420.80
5	05 Sep 2019	53	600.05	48	637.85	5	77.35	3	25.35	0	0	111	1362
6	06 Sep 2019	42	595	49	695.80	5	87.95	8	32.45	0	0	104	1411.20
7	07 Sep 2019	113	540.45	101	609.70	26	193.25	11	48.80	5	27.65	256	1419.85
8	08 Sep 2019	23	380.10	21	402.85	0	0	0	0	0	0	44	782.95
9	09 Sep 2019	107	523.10	83	461	12	107.80	14	72.35	0	0	218	1167.15
10	10 Sep 2019	46	468.90	55	649.15	6	59.70	3	15.60	2	9.55	112	1202.90
11	11 Sep 2019	76	492.75	68	501.15	22	226.75	5	51.60	0	0	171	1339.35
12	12 Sep 2019	90	444	86	547.60	7	44.70	6	18.25	1	5.15	192	1065.05
13	13 Sep 2019	69	501.90	77	654.50	18	112.20	7	70.75	0	0	171	1339.35
14	14 Sep 2019	79	562.75	77	632.60	13	153.90	13	80.65	0	0	183	1434.80
15	15 Sep 2019	28	279.55	31	354	2	17.55	1	6.75	0	0	62	657.85
16	16 Sep 2019	56	597.25	51	504.50	15	141.45	6	50.80	1	1.10	129	1295.10
17	17 Sep 2019	81	514.40	88	556.10	14	130.05	11	54.95	1	3.95	195	1259.45
18	18 Sep 2019	54	563.05	60	602.10	10	132.35	21	91.50	0	0	151	1417.90
19	19 Sep 2019	65	474.55	77	557.40	6	89.75	9	60	1	9.35	158	1191.05
20	20 Sep 2019	109	529.80	98	534	12	92.35	10	42.50	4	14.85	234	1219.40
21	21 Sep 2019	105	525.50	103	600.25	27	215.25	9	50.20	4	8.10	250	1405
22	22 Sep 2019	51	327.15	49	321.10	0	0	1	4.65	0	0	101	652.90
23	23 Sep 2019	78	431.75	83	533	19	181.30	10	60.30	0	0	192	1221.75
24	24 Sep 2019	102	467.20	102	651.20	15	74.25	4	22.95	2	5.35	225	1220.95
25	25 Sep 2019	81	521.75	88	671.85	15	129.85	5	64.75	2	11.90	191	1400.10
26	26 Sep 2019	109	515.35	116	602.60	13	70.15	13	60.60	1	6.65	256	1271.15
27	27 Sep 2019	87	471.30	94	621.30	8	76.20	8	71.15	3	11.50	200	1251.45
28	28 Sep 2019	109	459.05	117	613.45	12	70.60	13	57.25	2	6.55	255	1252.90
29	29 Sep 2019	38	406.40	34	426.70	0	0	0	0	0	0	72	833.10
30	30 Sep 2019	85	442.05	88	526.85	31	245.25	15	67.10	1	2.30	220	1283.55
Total		2118	14678.15	2110	16401.25	340	3072.85	220	1302.15	30	123.95	4845	35749.7

Mr. Sathish Paul
 Site Incharge

[Signature]
 3/10/19

Sr. Irene Menezes
 House Keeping Incharge

[Signature]
 13/10/19