

Overall Waste Generation Report: St. Johns Medical College Hospital

Period: 01-11-2018 : 30-11-2018

Sl No.	Generation Date	Blue Bags		Red Bags		Yellow Bags		Containers/Sharps		Cytotoxic Yellow		Total	
		Count	Weight	Count	Weight	Count	Weight	Count	Weight	Count	Weight	Count	Weight
1	01 Nov 2018	3	20.90	76	374.70	75	277.85	0	0	2	8.75	156	682.20
2	02 Nov 2018	18	103.95	110	534.65	111	468.15	15	64.10	1	1.75	255	1172.60
3	03 Nov 2018	18	117.65	104	494.05	137	551.35	19	86.75	1	0.55	279	1250.35
4	04 Nov 2018	9	50.70	64	357.20	75	323.30	2	9.60	0	0	150	740.80
5	05 Nov 2018	26	146.65	111	439.15	127	451.65	21	43.05	0	0	285	1080.50
6	06 Nov 2018	20	90.55	114	548	107	416.20	3	10.20	0	0	244	1064.95
7	07 Nov 2018	22	107.65	126	557.55	129	451	7	50	0	0	284	1166.20
8	08 Nov 2018	5	14.45	85	427.70	88	324.20	0	0	0	0	178	766.35
9	09 Nov 2018	32	108.50	108	435.25	112	360.30	14	52.10	1	3.40	267	959.55
10	10 Nov 2018	14	75.85	107	478.10	128	455.25	11	35.65	0	0	260	1044.85
11	11 Nov 2018	6	33.90	78	371.40	93	339.50	1	9.20	0	0	178	754
12	12 Nov 2018	30	168.10	115	485.25	120	389.40	32	114.80	0	0	297	1157.55
13	13 Nov 2018	17	108.35	123	551.05	140	549.05	9	45.70	0	0	289	1254.15
14	14 Nov 2018	19	106.15	119	520.85	118	379.10	16	55.90	0	0	272	1062
15	15 Nov 2018	14	72.60	120	523.10	129	501.55	10	49.65	0	0	273	1146.90
16	16 Nov 2018	20	108.50	134	637.15	133	493.50	10	48.15	0	0	297	1287.30
17	17 Nov 2018	19	107.70	113	601.20	97	451.10	20	46.70	0	0	249	1206.70
18	18 Nov 2018	12	60.40	66	370	66	380.40	4	15.15	0	0	148	825.95
19	19 Nov 2018	27	89	99	498.60	119	510	29	86	0	0	274	1183.60
20	20 Nov 2018	19	111	116	475.15	117	498.15	8	47	0	0	260	1131.30
21	21 Nov 2018	26	75	132	489	135	517	22	87	7	24	322	1192
22	22 Nov 2018	22	125.25	122	498	116	285.25	12	35.35	0	0	272	1186.85
23	23 Nov 2018	14	63.90	117	531.70	117	424.60	13	78.45	0	0	261	1098.65
24	24 Nov 2018	26	152.25	131	526.65	145	470.80	3	13	0	0	305	1162.70
25	25 Nov 2018	14	87.15	77	300.50	79	247.20	11	54	0	0	181	688.85
26	26 Nov 2018	20	94.05	115	454.40	127	401.90	17	51.60	1	1.45	280	1003.40
27	27 Nov 2018	10	63.15	124	542.80	120	358.85	16	49.05	0	0	270	1013.85
28	28 Nov 2018	18	85.30	126	512.30	145	453.15	11	78.60	0	0	300	1129.35
29	29 Nov 2018	16	70.90	115	487.95	117	380.75	9	40.55	0	0	257	980.15
30	30 Nov 2018	13	58.30	135	556.65	129	433.30	3	16.10	0	0	280	1064.35
Total		529	2677.8	3282	14580.05	3451	12786.8	348	1373.4	13	39.9	7623	31457.95


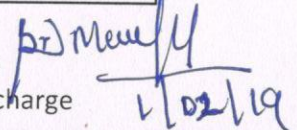
Sathish Paul
Site Incharge
4/12/18

Sr. Irene Menezes
House Keeping In Charge
4/12/18

Overall Waste Generation Report: St.Johns Medical College Hospital

Period: 01-12-2018 : 31-12-2018


Sl No.	Generation Date	Blue Bags		Red Bags		Yellow Bags		Containers/Sharp		Cytotoxic Yellow		Total	
		Count	Weight	Count	Weight	Count	Weight	Count	Weight	Count	Weight	Count	Weight
1	01 Dec 2018	20	174.75	124	483.20	145	491.10	13	39.30	0	0	302	1188.35
2	02 Dec 2018	3	40.70	84	417.60	87	313.90	8	34.85	0	0	182	807.05
3	03 Dec 2018	35	183.70	101	448.90	111	378.50	19	77.75	0	0	266	1088.85
4	04 Dec 2018	19	118.65	116	568.60	118	459.90	7	21.05	0	0	260	1168.20
5	05 Dec 2018	17	82.60	113	527.70	118	442.75	12	44.60	0	0	260	1097.65
6	06 Dec 2018	24	121.15	115	547.45	118	451.95	15	57.15	0	0	272	1177.70
7	07 Dec 2018	25	124	116	507.35	114	428.20	14	59.75	2	3.25	271	1122.55
8	08 Dec 2018	14	87	110	570.50	110	461.45	7	41.15	0	0	241	1160.10
9	09 Dec 2018	3	20.95	74	347.95	83	366.40	0	0	0	0	160	735.30
10	10 Dec 2018	27	126.30	107	516.40	102	397.55	8	37.50	2	4.10	246	1081.85
11	11 Dec 2018	12	72.50	123	534.55	118	423.55	22	51.85	1	1.45	276	1083.90
12	12 Dec 2018	19	127.05	134	523.80	141	492.65	15	64.30	1	1.80	310	1209.60
13	13 Dec 2018	15	75.60	110	559	111	425.15	7	28.40	2	6.50	245	1094.65
14	14 Dec 2018	10	85.85	114	653.35	91	463.45	27	96.90	2	6.80	244	1306.35
15	15 Dec 2018	28	123.45	120	536.70	119	521.85	3	37.35	1	2.65	271	1222
16	16 Dec 2018	4	55.10	55	258.40	50	208.15	1	4.50	2	3.55	112	529.70
17	17 Dec 2018	23	136.80	116	498.05	130	553.35	18	73.15	3	8.10	290	1269.45
18	18 Dec 2018	12	62.45	109	492.10	104	379.25	17	57.30	2	9.05	244	1000.15
19	19 Dec 2018	16	88.85	102	540.45	127	511.85	8	31.25	2	4.20	255	1176.60
20	20 Dec 2018	21	98.75	93	484.70	102	406.30	6	22.10	0	0	222	1011.85
21	21 Dec 2018	19	82.05	91	447.75	104	404	6	43.70	1	9.75	221	987.25
22	22 Dec 2018	17	104.85	107	524.55	117	459.85	6	27.35	0	0	247	1116.60
23	23 Dec 2018	5	34.30	63	351.60	68	308	0	0	0	0	136	693.90
24	24 Dec 2018	25	128.30	88	429.45	89	423.30	26	92.55	2	3.85	230	1077.45
25	25 Dec 2018	10	33.95	68	464.95	70	325.75	2	9.45	0	0	150	834.10
26	26 Dec 2018	25	136.95	94	460.35	101	470.60	13	62.35	0	0	233	1130.25
27	27 Dec 2018	15	89.30	99	504.95	105	406.50	13	66.25	0	0	232	1067
28	28 Dec 2018	15	122.05	91	420.15	83	394.70	13	83	1	2.35	203	1022.25
29	29 Dec 2018	8	40.85	115	555.50	115	426.75	13	17.80	3	10.85	254	1051.75
30	30 Dec 2018	3	14.25	76	405.90	79	305.90	0	0	1	0.85	159	726.90
31	31 Dec 2018	39	243.75	93	417.35	98	350.95	30	63.85	1	3.60	261	1079.50
Total		528	3036.8	3121	14999.25	3228	12853.55	349	1346.5	29	82.7	7255	32318.8

Mr.Sathish Paul
Site InchargeSr. Irene menezes
House keeping incharge

Overall Waste Generation Report: St.Johns Medical College Hospital

Period: 01-02-2019 : 28-02-2019

Sl No.	Generation Date	Blue Bags		Red Bags		Yellow Bags		Containers/Sharp		Cytotoxic Yellow		Total	
		Count	Weight	Count	Weight	Count	Weight	Count	Weight	Count	Weight	Count	Weight
1	01 Feb 2019	16	93.20	121	516.85	123	404.95	9	29.70	2	7.55	271	1052.25
2	02 Feb 2019	18	106.85	126	557.75	131	410.65	4	22.55	2	5.85	281	1103.65
3	03 Feb 2019	7	37.45	60	300.50	68	319.90	7	21.50	0	0	142	679.35
4	04 Feb 2019	20	134.75	117	507.75	129	438.30	8	56.05	0	0	274	1136.85
5	05 Feb 2019	17	105.30	128	531.25	127	395.60	17	40.05	1	2.25	290	1074.45
6	06 Feb 2019	21	118.35	133	554.20	125	470.55	13	40.40	1	3.20	293	1186.70
7	07 Feb 2019	15	83.50	128	627.90	119	452.80	12	74.45	1	3.40	275	1242.05
8	08 Feb 2019	22	150.50	134	582.20	132	428.80	10	34	1	3.30	299	1198.80
9	09 Feb 2019	25	154.35	127	578.95	139	470	19	58.10	3	11.40	313	1272.80
10	10 Feb 2019	8	31.05	83	418.75	87	346.75	7	23.30	1	0.85	186	820.70
11	11 Feb 2019	19	117.95	104	431.40	117	465.45	20	84.85	0	0	260	1099.65
12	12 Feb 2019	17	76.05	137	638.15	138	600	19	49.40	2	4.70	313	1368.30
13	13 Feb 2019	12	58.30	125	550.80	129	477	11	49.25	3	5.55	280	1140.90
14	14 Feb 2019	18	100.90	123	566.55	117	521.60	5	39.50	2	6.90	265	1235.45
15	15 Feb 2019	19	125.60	122	592.60	123	494.70	6	55	2	4.40	272	1272.30
16	16 Feb 2019	26	135.45	121	521.40	133	485.25	18	91.35	2	4.85	300	1238.30
17	17 Feb 2019	2	11	64	336.20	65	323.65	4	23.90	0	0	135	694.75
18	18 Feb 2019	22	120.80	133	581.40	138	505.70	22	95.45	2	5.60	317	1308.95
19	19 Feb 2019	23	163.65	128	619.30	132	496.70	9	28.40	2	4	294	1312.05
20	20 Feb 2019	18	100.35	112	460.35	113	366.60	12	50.20	2	6.85	257	984.35
21	21 Feb 2019	24	102.25	122	548.40	126	429.90	12	49.55	4	15.95	288	1146.05
22	22 Feb 2019	16	79.10	126	542.20	130	448.50	3	10.35	1	0.45	276	1080.60
23	23 Feb 2019	25	147.95	121	517.55	132	419.95	13	45.40	6	11.75	297	1142.60
24	24 Feb 2019	2	15.80	80	410.95	81	308.50	1	2.40	0	0	164	737.65
25	25 Feb 2019	28	171.15	102	400.40	106	389.30	28	78.50	2	2.80	266	1042.15
26	26 Feb 2019	14	93.70	120	536.85	130	473.45	7	44.30	1	1.55	272	1149.85
27	27 Feb 2019	16	91.25	131	584.15	133	488	6	26.20	1	3.90	287	1193.50
28	28 Feb 2019	17	83.20	121	532.25	119	418.65	17	82.40	1	1.65	275	1118.15
Total		487	2809.75	3249	14547	3342	12251.2	319	1306.5	45	118.7	7442	31033.15

Mr. Sathish Paul
Site InchargeSr. Irene Menezes
house keeping incharge

Overall Waste Generation Report: St.Johns Medical College Hospiatal

Period: 01-03-2019 : 31-03-2019

No.	Generation Date	Blue Bags		Red Bags		Yellow Bags		Containers/Sharp		Cytotoxic Yellow		Total	
		Count	Weight	Count	Weight	Count	Weight	Count	Weight	Count	Weight	Count	Weight
1	01 Mar 2019	16	87.30	122	578.35	117	452.25	20	84.80	1	3.85	276	1206.55
2	02 Mar 2019	22	165.50	117	529.80	121	404.50	17	64.40	1	3.45	278	1167.65
3	03 Mar 2019	4	15	70	461.85	72	384.15	0	0	0	0	146	861
4	04 Mar 2019	28	210.65	98	430.10	113	441.85	9	33.65	2	4.90	250	1121.15
5	05 Mar 2019	18	97.35	120	573.10	121	410.30	16	64.10	1	0.20	276	1145.05
6	06 Mar 2019	15	115.55	107	570.55	119	462.95	21	82.45	2	4.85	264	1236.35
7	07 Mar 2019	12	85.60	116	451.10	102	373.05	5	18.85	1	1.55	236	930.15
8	08 Mar 2019	16	63.75	111	505.95	118	422.05	9	28.80	1	4.05	255	1024.60
9	09 Mar 2019	16	123.35	106	451.65	124	426.70	12	48.15	2	2.55	260	1052.40
10	10 Mar 2019	2	11	80	512.65	73	404.10	9	50.65	0	0	164	978.40
11	11 Mar 2019	34	192.20	103	457.70	107	416.50	20	90.65	1	2.95	265	1160
12	12 Mar 2019	10	59.10	122	522.45	120	468.45	15	42.80	1	2.50	268	1095.30
13	13 Mar 2019	14	64.10	128	527.95	144	458.05	3	9.25	2	4.70	291	1064.05
14	14 Mar 2019	14	108.45	112	535.20	102	333.70	7	22.10	2	2.45	237	1001.90
15	15 Mar 2019	16	114.05	119	578.20	107	411.65	12	63.15	2	4.60	256	1171.65
16	16 Mar 2019	20	129.25	112	549.50	125	428.20	10	41.40	2	2.90	269	1151.25
17	17 Mar 2019	3	23.90	82	405.60	77	332.85	2	8.60	0	0	164	770.95
18	18 Mar 2019	20	119.35	98	454.50	114	380.40	34	122.10	2	3.70	268	1080.05
19	19 Mar 2019	16	86.80	111	556.75	111	456.60	7	35.25	2	6.30	247	1141.70
20	20 Mar 2019	16	97.60	145	576.60	152	476.05	12	68.75	1	3.10	326	1222.10
21	21 Mar 2019	14	51.30	129	517.30	127	378.30	17	52.30	1	2.35	288	1001.55
22	22 Mar 2019	13	86.10	116	518.55	114	425.70	2	7.35	3	5	248	1042.70
23	23 Mar 2019	14	99.30	108	511.65	113	406.35	8	44.25	0	0	243	1061.55
24	24 Mar 2019	8	41.85	72	344.50	65	233.50	3	14.35	0	0	148	634.20
25	25 Mar 2019	14	92.65	106	376.10	112	374.30	10	38.55	2	5.25	244	886.85
26	26 Mar 2019	15	79.85	114	499.95	113	435.80	39	110.50	1	3.90	282	1130
27	27 Mar 2019	19	101.75	118	567.50	119	524.70	17	47.60	3	4.30	276	1245.85
28	28 Mar 2019	15	85.10	116	541.50	117	465.85	22	79.10	1	1.65	271	1173.20
29	29 Mar 2019	17	93.50	120	549.30	113	375.30	7	16	2	2.35	259	1036.45
30	30 Mar 2019	20	93	124	537.30	133	412.40	14	49.25	2	4.40	293	1096.35
31	31 Mar 2019	2	0	63	90.95	59	120.05	6	0	0	0	130	211
Total		463	2794.25	3365	15284.15	3424	12496.6	385	1439.15	41	87.8	7678	32101.95

Mr. Sathish Paul
Site Incharge*SR*
4/4/19Sr. Irene menezes
House keeping incharge*pp* Menezes
Intune

St.Johns Medical College Hospital

Hospital-St.Johns Medical College Hospital Period: 01-04-2019 : 30-04-2019

SI No.	Date	Yellow Bags		Red Bags		Blue Mark Box		Whites		Cytotoxic Bags		Total	
		Count	Weight	Count	Weight	Count	Weight	Count	Weight	Count	Weight	Count	Weight
1	01 Apr 2019	114	379.30	106	459	21	68.05	9	22.70	2	3.90	252	932.95
2	02 Apr 2019	112	431.25	128	584.80	16	79.35	23	73.20	3	4.95	282	1173.55
3	03 Apr 2019	123	422.55	120	505.50	20	110.05	11	47.05	1	3	275	1088.15
4	04 Apr 2019	117	406.20	117	543.25	18	74.50	10	38.35	2	4.40	264	1066.70
5	05 Apr 2019	117	458.35	111	525.35	21	104.80	5	19.35	1	1.40	255	1109.25
6	06 Apr 2019	67	281	74	389.30	3	32.15	2	12.95	0	0	146	715.40
7	07 Apr 2019	56	230.60	73	339.75	5	39.70	8	49.60	0	0	142	659.65
8	08 Apr 2019	108	368.05	109	465.15	27	159.80	10	46.40	2	7.65	256	1047.05
9	09 Apr 2019	113	405.70	116	513.80	11	57.80	15	49.95	1	2.90	256	1030.15
10	10 Apr 2019	122	404.10	119	500.25	20	133.70	13	45.70	2	4.35	276	1088.10
11	11 Apr 2019	116	427.10	105	479.50	8	45.95	15	71.50	2	7.15	246	1031.20
12	12 Apr 2019	140	463.20	127	500.95	16	89.55	13	31.50	3	7.30	299	1092.50
13	13 Apr 2019	122	385.85	116	476.15	23	103.10	15	68.85	2	4.70	278	1038.65
14	14 Apr 2019	67	285	68	365.75	0	0	0	0	0	0	135	650.75
15	15 Apr 2019	88	389.10	93	438.90	23	161.40	10	38.95	1	4.70	215	1033.05
16	16 Apr 2019	125	478.60	120	498.25	10	65.75	6	41.55	0	0	261	1084.15
17	17 Apr 2019	105	403.10	102	459.40	14	93.70	15	50.30	3	8.45	239	1014.95
18	18 Apr 2019	84	333.75	98	430.20	6	43.90	5	28.35	1	2.90	194	839.10
19	19 Apr 2019	75	357.40	77	447.15	1	7.55	3	9	0	0	156	821.10
20	20 Apr 2019	103	387.85	92	424.30	20	137.70	10	39.50	2	7.90	227	997.25
21	21 Apr 2019	55	255.10	63	311.10	0	0	0	0	0	0	118	566.20
22	22 Apr 2019	109	402.25	86	351.90	22	122.90	17	63.45	1	3.70	235	944.20
23	23 Apr 2019	116	368.65	106	490.20	22	95.10	30	15.40	1	4.20	275	973.55
24	24 Apr 2019	128	428.70	116	510.85	10	40.90	14	56.30	1	1.30	269	1038.05
25	25 Apr 2019	131	441.55	122	537	18	87.25	16	76.05	4	11.60	291	1153.45
26	26 Apr 2019	132	426.80	121	567.40	16	81.20	9	33.70	1	4.50	279	1113.60
27	27 Apr 2019	111	405.35	103	472.50	21	128.70	24	127.40	1	10.40	260	1144.35
28	28 Apr 2019	59	297.10	74	506.40	6	84.35	10	86.35	0	0	149	974.20
29	29 Apr 2019	119	454.20	114	491.50	22	122.80	9	40	7	50.05	271	1158.55
30	30 Apr 2019	129	467.05	135	600.60	21	108.35	24	39.85	1	2.70	310	1218.55
Total		3163	11644.8	3111	14186.15	441	2480.05	351	1323.25	45	164.1	7111	29798.35

Mr.sathish
Site incharge

[Signature]
13/5/19

Sr. Irene menezes
H/K Incharge

[Signature]
13/5/19

Waste Generation Report: St. Johns Medical College Hospital

Period: 01-01-2019 : 31-01-2019

Sl No.	Generation Date	Blue Bags		Red Bags		Yellow Bags		Containers/Sharps		Cytotoxic Yellow		Total	
		Count	Weight	Count	Weight	Count	Weight	Count	Weight	Count	Weight	Count	Weight
1	01 Jan 2019	9	65.65	87	607.45	82	391.20	8	46.40	2	12.10	188	1122.80
2	02 Jan 2019	20	158.10	91	563.30	107	490.45	18	62.20	0	0	236	1274.05
3	03 Jan 2019	13	81.95	102	506.15	107	361.90	24	146.90	0	0	246	1096.90
4	04 Jan 2019	14	84.60	107	510.50	120	401.40	23	86.40	3	9.65	267	1092.55
5	05 Jan 2019	23	138.50	121	553.95	130	480.70	9	26.45	3	4.45	286	1204.05
6	06 Jan 2019	8	44.50	69	404.45	76	355.60	5	21.25	1	0.95	159	826.75
7	07 Jan 2019	22	178.60	99	374.85	103	399	14	43.75	2	5.25	240	1001.45
8	08 Jan 2019	12	73.15	128	598.05	141	513.95	19	43.35	1	1.75	301	1230.25
9	09 Jan 2019	18	115.20	130	555.85	126	393.55	9	44.90	1	2.75	284	1112.25
10	10 Jan 2019	12	97.90	118	497.50	114	386.30	11	40.10	0	0	255	1021.80
11	11 Jan 2019	22	119.45	119	510.95	119	390.05	20	91.70	4	10.45	284	1122.60
12	12 Jan 2019	19	98	119	568.75	126	495.90	13	52.15	1	3.40	278	1218.20
13	13 Jan 2019	3	17.75	46	282.20	53	274.45	0	0	0	0	102	574.40
14	14 Jan 2019	27	158.95	114	439.70	118	373.05	14	67.50	0	0	273	1039.20
15	15 Jan 2019	11	87.45	120	485.55	128	426.75	7	27.60	1	2.25	267	1029.60
16	16 Jan 2019	19	84.80	123	512.45	137	475.55	17	41.45	2	3.15	298	1117.40
17	17 Jan 2019	23	94.65	119	523.10	135	452.35	10	37.80	1	1.05	288	1108.95
18	18 Jan 2019	23	110.25	120	495.55	135	391.25	8	21.35	2	3.80	288	1022.20
19	19 Jan 2019	27	108.45	116	496.70	142	325.45	15	57.95	3	5.70	303	994.25
20	20 Jan 2019	1	9.85	74	410.95	85	300.10	18	98.45	0	0	178	819.35
21	21 Jan 2019	26	117.70	109	363.05	124	367.20	20	58.85	2	2.50	281	909.30
22	22 Jan 2019	22	105.15	121	541.25	122	360.80	19	63.85	2	14.60	286	1085.65
23	23 Jan 2019	18	141.70	128	506.10	141	449.45	17	50.65	2	8.10	306	1156
24	24 Jan 2019	23	122	134	646.90	134	418.70	15	70.90	1	2	307	1260.50
25	25 Jan 2019	17	91.70	116	486.60	118	351.25	17	78.55	1	3.50	269	1011.60
26	26 Jan 2019	4	27.05	91	430	83	302.20	5	16.20	0	0	183	775.45
27	27 Jan 2019	8	79.50	73	411.15	84	386.35	1	4.15	0	0	166	881.15
28	28 Jan 2019	36	205.90	110	419.40	122	409.10	24	112.25	1	1.15	293	1147.80
29	29 Jan 2019	8	32.95	120	533.25	129	405.40	23	46.40	1	3.60	281	1021.60
30	30 Jan 2019	29	182.80	126	574.40	140	448.15	13	44.60	0	0	308	1249.95
31	31 Jan 2019	18	88.10	122	510.90	133	481.10	14	52.90	1	1.50	288	1134.50
Total		535	3122.3	3372	15320.95	3614	12458.65	430	1656.95	38	103.65	7989	32662.5

Mr. sathish Paul
Site Incharge

[Signature] 2/2/19

Sr. Irene menezes
House keeping incharge

[Signature]
2/2/19

St. Johns Medical College Hospital

Hospital-St. Johns Medical College Hospital Period: 01-05-2019 : 31-05-2019

Sl No.	Date	Yellow Bags		Red Bags		Blue Mark Box		Whites		Cytotoxic Bags		Total	
		Count	Weight	Count	Weight	Count	Weight	Count	Weight	Count	Weight	Count	Weight
1	01 May 2019	80	305.45	70	326.10								
2	02 May 2019	121	469.85	119	473.65	6	41.15	3	9.35	0	0	159	682.05
3	03 May 2019	115	472	127	525.25	37	157.15	31	110.90	2	8.35	310	1219.90
4	04 May 2019	115	518.25	111	575.80	15	97.10	14	70.55	2	3.30	273	1168.20
5	05 May 2019	78	325.20	85	404.65	23	135.15	16	90.60	4	26	269	1345.80
6	06 May 2019	110	460	99	407.15	5	34.90	0	0	0	0	168	764.75
7	07 May 2019	117	395.10	137	556.75	26	176.30	6	24.30	2	7.25	243	1075
8	08 May 2019	129	550.10	113	512.65	17	105.35	17	32.25	2	5.30	290	1094.75
9	09 May 2019	101	370.05	110	527	24	122.60	5	23.40	4	10.40	275	1219.15
10	10 May 2019	103	473.65	88	503.55	14	66.10	8	40.70	2	3.50	235	1007.35
11	11 May 2019	109	412.35	105	469.65	11	109.90	12	42	2	7.45	218	1141.60
12	12 May 2019	59	249.25	57	329.20	23	115.35	21	97.05	1	2.10	262	1104.20
13	13 May 2019	121	468.10	124	566.80	8	62.50	4	11.10	0	0	128	652.05
14	14 May 2019	117	462.65	131	572.95	16	112.50	10	61.60	1	3.50	274	1217.45
15	15 May 2019	127	494.90	112	489.35	20	95.65	9	33.95	2	9.80	280	1178.80
16	16 May 2019	121	479.25	123	590.65	15	90.40	6	27.10	1	3.35	262	1109.85
17	17 May 2019	117	425.20	120	527.45	17	137.35	15	60.50	3	10.15	282	1290.10
18	18 May 2019	137	438.35	121	524.75	20	93.90	12	41.10	1	2.25	271	1094.85
19	19 May 2019	62	316.40	60	382.55	17	122.35	13	50.75	0	0	288	1136.20
20	20 May 2019	130	434.80	117	495.85	1	2.30	5	17.75	1	5.65	130	727.55
21	21 May 2019	133	427.75	122	520	27	161.50	19	75.50	4	8.45	298	1179.10
22	22 May 2019	129	450.20	120	482.60	16	69.55	8	32.20	1	0.55	281	1050.60
23	23 May 2019	122	423.85	124	548.30	12	54.60	9	36.80	2	6.15	273	1034.75
24	24 May 2019	138	445	129	545.60	14	88.65	11	36.20	4	11.05	276	1110.55
25	25 May 2019	128	421.65	117	490.25	19	113	7	25.90	3	5.45	297	1138.75
26	26 May 2019	58	232.25	72	347.70	24	114.65	27	107.10	3	5.05	302	1148.05
27	27 May 2019	139	468.10	133	518.15	3	17.05	1	8.50	0	0	134	605.50
28	28 May 2019	137	455.55	119	529.20	31	182.90	28	77.40	1	2.60	335	1257.35
29	29 May 2019	126	442.75	122	526.90	22	106.40	16	60.75	6	10.25	302	1170.55
30	30 May 2019	130	452.50	129	535.90	17	81.05	18	73.60	5	6.40	291	1141.10
31	31 May 2019	109	421.40	126	554.15	22	107.90	16	80.65	5	11.30	305	1194.60
tal		3518	13161.9	3442	15360.5	540	3063.2	375	1497.35	67	182.3	7975	33368.5

Mr. Sathish
Site incharge

[Signature] 26/19

Sr. Irene menezes *[Signature]* 26/19