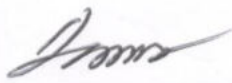



**C.B.C.I. SOCIETY FOR MEDICAL EDUCATION  
( FOREIGN CONTRIBUTION ACCOUNT )  
BALANCE SHEET AS ON 31ST MARCH 2017**

LIABILITIES	SCH NO	YEAR ENDED 31.03.2017 AMOUNT IN RS	YEAR ENDED 31.03.2016 AMOUNT IN RS
Capital Fund	1	44,661,862	40,829,013
Specified & Restricted Funds	2	315,974,946	363,257,060
		<b>360,636,808</b>	<b>404,086,073</b>
<b>ASSETS</b>			
Fixed Assets	3	34,122,059	36,050,454
Investments	4	308,283,586	342,783,586
Current Assets	5	3,726,592	8,857,143
Cash and Bank Balances	6	2,907,045	4,242,286
Income/Expenditure (Deficit)	7	11,597,526	12,152,604
		<b>360,636,808</b>	<b>404,086,073</b>

Schedule 1 to 7 form an integral part of Balance sheet



ASSOCIATE DIRECTOR & TREASURER




DIRECTOR & SECRETARY

EXAMINED AND FOUND CORRECT  
FOR PHILLIPOS & CO.  
CHARTERED ACCOUNTANTS  
FIRM REGN. NO. 002650 S

BANGALORE  
DATE: 30.08.2017




  
B.ISSAC  
PARTNER

**CBCI SOCIETY FOR MEDICAL EDUCATION  
( FOREIGN CONTRIBUTION ACCOUNT )**

**INCOME & EXPENDITURE ACCOUNT FOR THE YEAR ENDED 31.03.2017**

	<b>YEAR ENDED 31.03.2017</b>	<b>YEAR ENDED 31.03.2016</b>
	<b>AMOUNT IN RS</b>	<b>AMOUNT IN RS</b>
<b>INCOME</b>		
Saving Bank Interest	1,256,320	1,200,154
Fixed Deposit Interest	19,617,009	22,435,368
<b>TOTAL</b>	<b>20,873,329</b>	<b>23,635,522</b>
<b>EXPENDITURE</b>		
Electricity Charges	-	378,432
Salary	14,556,841	28,719,767
Bank Charges	167	-
Depreciation	5,761,243	6,689,927
<b>TOTAL</b>	<b>20,318,250</b>	<b>35,788,126</b>
<b>Excess of Income over Expenditure</b>	<b>555,079</b>	<b>(12,152,604)</b>

  
**ASSOCIATE DIRECTOR & TREASURER**

  
**DIRECTOR & SECRETARY**

**EXAMINED AND FOUND CORRECT**

**FOR PHILLIPOS & CO.  
CHARTERED ACCOUNTANTS  
FIRM REGN.NO. 002650 S**

**BANGALORE  
DATE: 30.08.2017**



  
**B.ISSAC  
PARTNER**

**MEMBERSHIP NO.27621**